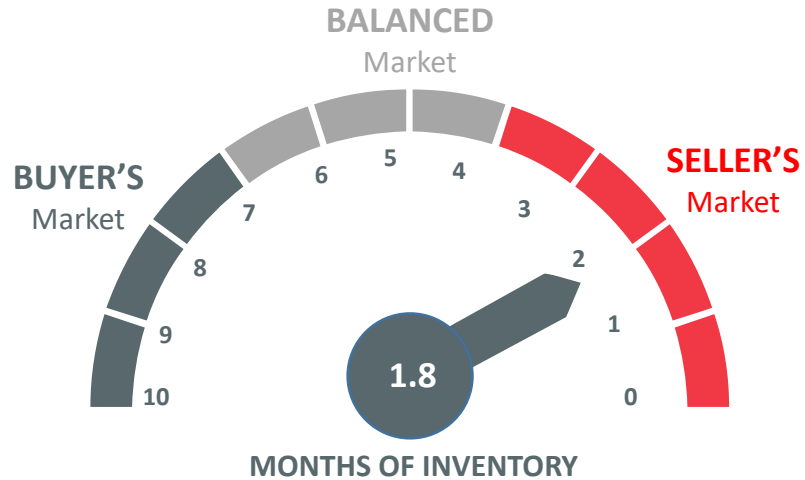


# REGIONAL REAL ESTATE REPORT – JUNE 2017

## MARKET STATUS



## AVERAGE SALE PRICE BY CATEGORY

**\$425,596**



**Detached**

Year-to-Date

**+29.1%**

**\$341,122**



**Attached**

Year-to-Date

**+27.5%**

**\$408,239**



**Total**

Year-to-Date

**+28.9%**

## METRICS

**\$302**



**Sale Price  
Per SqFt**

**1,453**



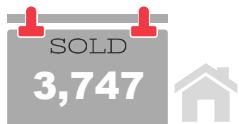
**Active  
Listings**

**77.1**

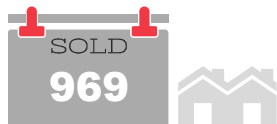


**Sales /  
Listings**

## UNITS SOLD -YTD



**Detached**



**Attached**



**Total**

## AVERAGE DAYS ON MARKET




**Total**

## CARRIAGE TRADE 500K +

**1,026**

Year-to-Date

**+89.3%**



**CANADA'S**  
REAL ESTATE COMPANY

**ROYAL LEPAGE**  
Niagara Real Estate Centre  
Brokerage; Independently Owned & Operated