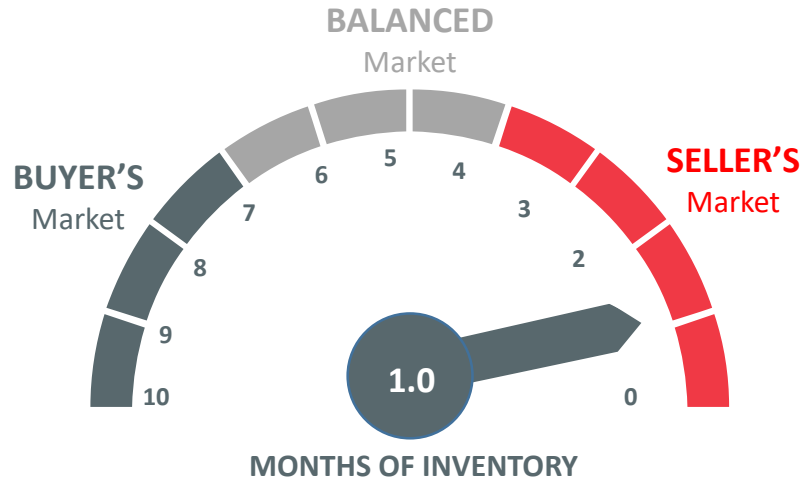


REGIONAL REAL ESTATE REPORT – MARCH 2017

MARKET STATUS



AVERAGE SALE PRICE BY CATEGORY

\$405,842

Detached



Year-to-Date

▲ +27.4%

\$326,764

Attached



Year-to-Date

▲ +29.1%

\$389,824

Total



Year-to-Date

▲ +28.2%

METRICS

272

Sale Price
Per SqFt



702

Active
Listings

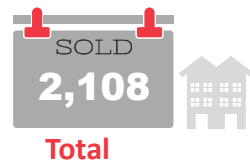
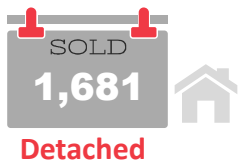


91.9


Sales /
Listings



UNITS SOLD -YTD



AVERAGE DAYS ON MARKET



CARRIAGE TRADE 500K +

387

Year-to-Date

▲ +111.5%



Niagara Real Estate Centre Brokerage

INDEPENDENTLY OWNED AND OPERATED