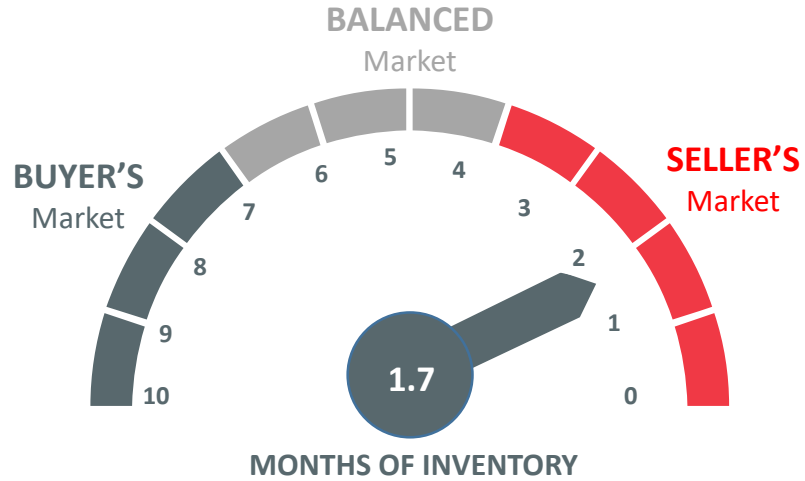


REGIONAL REAL ESTATE REPORT

MARKET STATUS



AVERAGE SALE PRICE BY CATEGORY

\$358,445

Detached



Year-to-Date
+19.0%

\$305,193

Attached



Year-to-Date
+29.2%

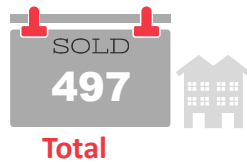
\$348,051

Total




Year-to-Date
+21.1%

UNITS SOLD



AVERAGE DAYS ON MARKET



METRICS

248

Sale Price
Per SqFt



837

Active
Listings



84.5

Sales /
Listings



Niagara Real Estate Centre Brokerage
INDEPENDENTLY OWNED AND OPERATED